



Dutch LightingTM
Innovations



DLI APEX-Series LED TopLight

Redefine
Grow Light

Designed and made in The Netherlands

WWW.DLI.NL

Dutch Lighting Innovations. We Redefine Grow Light.

We are forward thinking professionals, we combine our passion for the market with the decades of combined experience and knowledge to provide our customers the best possible solutions in each individual case.



Innovation through performance & design

We have developed a complete new range of horticultural lighting products that perfectly follow the modern requirements in terms of energy efficiency and durability. By combining proven technology with new innovations we provide the best solutions. Making sure the best results are reached.

Innovation and tailor-made solutions

Innovation is the cornerstone of Dutch Lighting Innovations (DLI). We always listen closely to our customers to understand their needs and provide tailor-made solutions where required. Because of this we are always able to create a fixture that exceeds the performance of our customers.

Made in the Netherlands

Dutch and proud of it. We're from a small country that brought the world many innovations to the horticultural sector. Our grow lights are manufactured in the Netherlands according to our high DLI standards. We do not compromise on quality. Never.

We lead the way.
Result driven and innovative
at the same time.

OUR PROMISE TO YOU

Entrepreneurial
mindset

Setting the
new standard

Innovative design
and products

Reliable and
high quality

The best of
the best

DLI APEX-Series LED TopLight

The first 1000W HPS replacement capable of achieving higher light output with less power input. Thanks to the optimum light distribution, this fixture is perfectly suited for use where ever and whenever you need it.

Unique cooling method Reliable and a longer lifespan

The unique shape and positioning of the LED bars provide optimal cooling through the Venturi effect, drawing in more air to cool the LED's passively without the need for moving parts. This ensures the LED's operate at the lowest temperature possible, increasing reliability and lifespan of the LED's and therefore the entire lighting installation. No other fixture in the market uses this unique method.



Compact design and dimmable

The compact design and lightweight nature of the fixture is made by using extruded aluminum profiles. The smooth profiles prevent the accumulation of dirt and facilitate easy cleaning. Despite its compact design, the footprint of the fixture is identical to that of a 1000W HPS fixture.

Further flexibility is attained through the DLM wireless multi zone dimming network. Providing an output range of 20-100%. This further improves the energy savings as the fixtures can be operated at the ideal level required for the plants at each time. Of course when the fixtures are dimmed, the efficiency is maintained and even improved upon due to the excellent cooling abilities of the fixtures.

Innovative optical lens for high light uniformity

The unique optical lens is able to replace a 1000W HPS fixture in virtually every situation and improve upon the existing uniformity. Even when limited space is available or in hybrid installations the lens distributes the grow light well, ensuring even growth of the crop.

The fixtures are dimmable in 36 separate groups. You don't need any modifications to panels and/or 0-10V transmitters.



Gateway



Repeater



Dongle

DLM Wireless Multi Zone Dimming Network

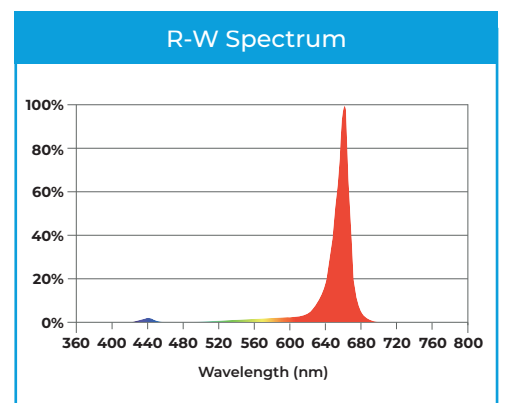
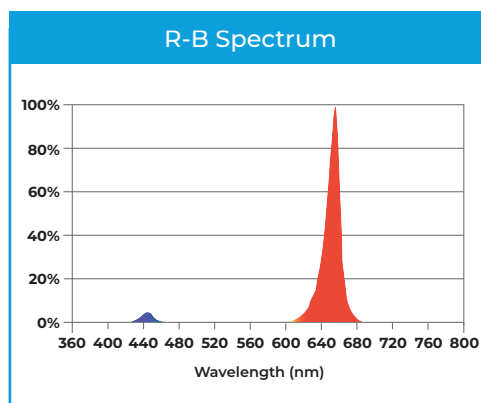
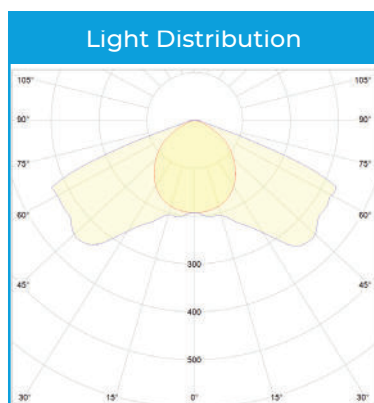


DLI APEX-Series LED TopLight

DLI APEX-Series LED TopLight 1.170W 1.050 - 1.000W 1.000W 795W 670W

Beam Angle	Spectrum	HO	HO	HE	HO	HO
Small Beam (120°)	R/B	4240	3675	3850	2920	2425
Wide Beam (140°)	R/B	4100	3575	3750	2835	2375
Small Beam (120°)	R/W/B	4040	3500	3700	2780	2325
Wide Beam (140°)	R/W/B	3920	3400	3600	2700	2275
Efficiency $\mu\text{Mol/J}$		3.4 - 3.6	3.4 - 3.6	3.6 - 3.9	3.4 - 3.6	3.4 - 3.6
Dimensions		95x24x19cm	95x24x19cm	95x24x19cm	81x24x19cm	81x24x19cm
Weight		11kg	11kg	11kg	9,5kg	9,5kg
IP rating		IP65	IP65	IP65	IP65	IP65
Cooling		Passive	Passive	Passive	Passive	Passive
Connector		Wieland RST20	Wieland RST20	Wieland RST20	Wieland RST20	Wieland RST20
Nominal lifetime		>50.000hr L90	>50.000hr L90	>50.000hr L90	>50.000hr L90	>50.000hr L90
Power factor		>0.98	>0.98	>0.98	>0.98	>0.98
Total harmonic distortion		<10%	<10%	<10%	<10%	<10%
Voltage range		277-400V	277-400V	277-400V	277-400V	277-400V

All values are measured according to industry standards, at 25°C ambient temperature, from 400-800nm.



These are common spectrums we offer, everything else is discussable.



Designed and made in The Netherlands

Lakenblekerstraat 41
1431 GE Aalsmeer
The Netherlands

WWW.DLI.NL
INFO@DLI.NL
+31 297 - 760 500